



# A Guide to Understanding Your Statement

Davenport & Company LLC  
Member: NYSE | FINRA | SIPC

(800) 846-6666 • [investdavenport.com](https://investdavenport.com)  
One James Center, 901 East Cary Street, Suite 1100  
Richmond, VA 23219

Your statement is the official record of your account with Davenport. It is important that you review it carefully and retain it for at least the current tax year.

This reference guide is provided to assist you in reading and understanding your Davenport statement. The following pages contain image samples and descriptions of sections you may see on your statement depending on your activity. Please note: not all sections will apply and the images are for display purposes only.

If you have questions about your statement or your Davenport account, please contact your Financial Advisor or Client Service Associate.

## ONLINE ACCESS

If you haven't enrolled in Davenport Online, register today to access account summaries, view monthly statements and trade confirmations, and more.

**Go Paperless!** Choose e-delivery of account statements, tax reports, trade confirmations and other documents.

Visit [investdavenport.com](http://investdavenport.com) and click on Client Login.

## CONTENTS

<b>Consolidated Account Summary Sections .....</b>	<b>3</b>
Summary of Accounts.....	3
Asset Summary.....	3
<b>Account Statement Sections .....</b>	<b>4</b>
Account Information .....	4
Portfolio at a Glance .....	4
Client Service Information.....	4
For Your Information .....	5
Messages.....	5
Asset Summary.....	5
Fixed Income Analysis .....	5
Portfolio Holdings.....	6
Transactions .....	7
Schedule of Realized Gains and Losses .....	7
Trades Not Settled.....	8
Open Orders .....	8
Cash Not Yet Received .....	8
Retirement Account Transactions .....	9
Client Account Beneficiary Information.....	9
Required Minimum Distribution Summary .....	10
Your Account Information .....	10
Money Market Fund Detail .....	11
Debit Card Activity.....	11
Checking Activity.....	11
Securities Financed/Loaned.....	12
Securities Pledged Away .....	12
Exchange Rate and Global Cash.....	12
Annuities/Pending Annuities .....	13

DAVENPORT & COMPANY LLC  
P.O. Box 85678  
Richmond, Virginia 23285-5678  
(804) 780-2000 (800) 846-6666  
invest@davenport.com



## Consolidated Account Summary

JOHN Q. PUBLIC  
1234 TOWNLINE STREET  
APT. #1234  
SOMEWHERE, MA 00000-0000

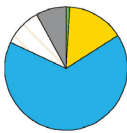
Your Financial Advisor:  
RICHARD REPRESENTATIVE  
Phone: (999) 999-9999

Primary Account Number: 999-999999  
Investor Identification: 9999999999999999  
Period Ending: 04/30/2019

### Summary of Accounts

Description	Account Number	Name	Previous Month		Current Month	
			Value	% of Assets	Value	% of Assets
Brokerage Account	999-999999	JOHN Q. PUBLIC	848,214.85	10.84%	870,639.31	10.84%
SEP Account	999-999999	JANE Q. PUBLIC	6,976,645.39	89.16%	7,161,088.64	89.16%
<b>Total</b>			<b>\$7,824,860.24</b>	<b>100.00%</b>	<b>\$8,031,727.95</b>	<b>100.00%</b>

### Asset Summary



Percent	Asset Type
1%	Cash, Money Funds, and Bank Deposits Fixed
15%	Income
67%	Equities
9%	Mutual Funds
8%	Exchange-Traded Products
<b>100%</b>	<b>Account Total (Pie Chart)</b>

### Portfolio at a Glance

	This Period
<b>BEGINNING ACCOUNT VALUE</b>	<b>\$0.00</b>
Deposits (Cash & Securities)	61,915,337.21
Withdrawals (Cash & Securities)	-7,717,421.95
<b>Adjusted Previous Account Value</b>	<b>\$54,197,915.26</b>
Dividends, Interest and Other Income*	866.07
Total Taxes Withheld	-1,285.71
Fees	-20.00
Other Transactions	-59.51
<b>Net Change in Portfolio†</b>	<b>6,952,800.95</b>
<b>ENDING ACCOUNT VALUE</b>	<b>\$61,150,217.06</b>
Accrued Interest	\$0.00
<b>Account Value with Accrued Interest</b>	<b>\$61,150,217.06</b>
*Capital Gains Distribution (not included)	\$0.00
†Net Change in Portfolio = Ending account value and beginning account value after activity.	\$242,760.00

## Consolidated Account Summary Sections



### Summary of Accounts

If you have chosen to Household your accounts, this section lists each of the linked accounts, including the account description, the account number and the registration of each account. Householding allows you to link all of your accounts that share the same mailing address. The value of each account, the percentage of total assets for each account and the entire market value (or net worth) of all accounts included in the Consolidated Account Summary are also listed. If you are not currently using this feature and would like to add it, contact your Financial Advisor or Client Service Associate.

### Asset Summary

Your portfolio holdings in linked accounts by asset class are displayed including the market value (based on prices as of the last day of the statement period) of each asset class and the percentage of the account it represents. The sum of market values for each asset class represents the net value of your portfolio.

# Account Statement Sections

<b>DAVENPORT &amp; COMPANY LLC</b> P.O. Box 85678 Richmond, Virginia 23285-5678 (804) 780-2000 (800) 846-6666 investdavenport.com		<b>DAVENPORT</b> BUILDING WEALTH TOGETHER		<b>ACCOUNT STATEMENT</b>																														
<b>1</b>  JOHN Q PUBLIC 1234 TOWNLINE STREET APT. #1234 SOMEWHERE, MA 00000-0000		January 1, 2021 - January 31, 2021 Account Number: XXX-999999																																
<b>2</b>  <b>Your Financial Advisor:</b> RICHARD REPRESENTATIVE (999) 999-9999  <b>Portfolio Manager:</b> DAVENPORT ASSET MANAGEMENT UMA  <b>Portfolio Investment Style:</b> DAM VALUE & INCOME BALANCED		<b>Portfolio at a Glance</b>  <table border="0"><thead><tr><th></th><th>This Period</th></tr></thead><tbody><tr><td><b>BEGINNING ACCOUNT VALUE</b></td><td><b>\$0.00</b></td></tr><tr><td>Deposits (Cash &amp; Securities)</td><td>61,915,337.21</td></tr><tr><td>Withdrawals (Cash &amp; Securities)</td><td>-7,717,421.55</td></tr><tr><td><b>Adjusted Previous Account Value</b></td><td><b>\$54,197,915.26</b></td></tr><tr><td>Dividends, Interest and Other Income*</td><td>866.07</td></tr><tr><td>Total Taxes Withheld</td><td>-1,265.71</td></tr><tr><td>Fees</td><td>-20.00</td></tr><tr><td>Other Transactions</td><td>-59.51</td></tr><tr><td><b>Net Change in Portfolio<sup>1</sup></b></td><td><b>6,952,800.55</b></td></tr><tr><td><b>ENDING ACCOUNT VALUE</b></td><td><b>\$61,150,217.06</b></td></tr><tr><td>Accrued Interest</td><td>\$0.00</td></tr><tr><td><b>Account Value with Accrued Interest</b></td><td><b>\$61,150,217.06</b></td></tr><tr><td>*Capital Gains Distribution (not included)</td><td>500.00</td></tr><tr><td>Estimated Annual Income</td><td>\$242,760.00</td></tr></tbody></table> <small><sup>1</sup> Net Change in Portfolio is the difference between the ending account value and beginning account value after activity.</small>				This Period	<b>BEGINNING ACCOUNT VALUE</b>	<b>\$0.00</b>	Deposits (Cash & Securities)	61,915,337.21	Withdrawals (Cash & Securities)	-7,717,421.55	<b>Adjusted Previous Account Value</b>	<b>\$54,197,915.26</b>	Dividends, Interest and Other Income*	866.07	Total Taxes Withheld	-1,265.71	Fees	-20.00	Other Transactions	-59.51	<b>Net Change in Portfolio<sup>1</sup></b>	<b>6,952,800.55</b>	<b>ENDING ACCOUNT VALUE</b>	<b>\$61,150,217.06</b>	Accrued Interest	\$0.00	<b>Account Value with Accrued Interest</b>	<b>\$61,150,217.06</b>	*Capital Gains Distribution (not included)	500.00	Estimated Annual Income	\$242,760.00
	This Period																																	
<b>BEGINNING ACCOUNT VALUE</b>	<b>\$0.00</b>																																	
Deposits (Cash & Securities)	61,915,337.21																																	
Withdrawals (Cash & Securities)	-7,717,421.55																																	
<b>Adjusted Previous Account Value</b>	<b>\$54,197,915.26</b>																																	
Dividends, Interest and Other Income*	866.07																																	
Total Taxes Withheld	-1,265.71																																	
Fees	-20.00																																	
Other Transactions	-59.51																																	
<b>Net Change in Portfolio<sup>1</sup></b>	<b>6,952,800.55</b>																																	
<b>ENDING ACCOUNT VALUE</b>	<b>\$61,150,217.06</b>																																	
Accrued Interest	\$0.00																																	
<b>Account Value with Accrued Interest</b>	<b>\$61,150,217.06</b>																																	
*Capital Gains Distribution (not included)	500.00																																	
Estimated Annual Income	\$242,760.00																																	
<b>3</b>  <b>Table of Contents</b> <table border="0"><thead><tr><th>Section</th><th>Page</th><th>Section</th><th>Page</th></tr></thead><tbody><tr><td>Asset Classification</td><td>1</td><td>Activity Summary</td><td>14</td></tr><tr><td>Client Service Information</td><td>2</td><td>Transactions by Type of Activity</td><td>19</td></tr><tr><td>Asset Summary</td><td>2</td><td>Cash Not Yet Received</td><td>20</td></tr><tr><td>Portfolio Holdings</td><td>12</td><td>Your Account Information</td><td>20</td></tr><tr><td>Portfolio Holdings Disclosures</td><td>14</td><td>Important Information and Disclosures</td><td>20</td></tr></tbody></table>		Section	Page	Section	Page	Asset Classification	1	Activity Summary	14	Client Service Information	2	Transactions by Type of Activity	19	Asset Summary	2	Cash Not Yet Received	20	Portfolio Holdings	12	Your Account Information	20	Portfolio Holdings Disclosures	14	Important Information and Disclosures	20	<b>Client Service Information</b>  <table border="0"><tr><td><b>Your Financial Advisor:</b> ABC RICHARD REPRESENTATIVE 1234 ANY STREET P.O. BOX 1234 ANYTOWN, WI 12345-6789</td><td><b>Contact Information</b> <b>Telephone Number:</b> (999) 999-9999</td><td><b>Client Service Information</b> <b>Client Service Telephone Number:</b> (999) 999-9999 <b>Web Site:</b> WWW.INVESTDAVENPORT.COM</td></tr></table>			<b>Your Financial Advisor:</b> ABC RICHARD REPRESENTATIVE 1234 ANY STREET P.O. BOX 1234 ANYTOWN, WI 12345-6789	<b>Contact Information</b> <b>Telephone Number:</b> (999) 999-9999	<b>Client Service Information</b> <b>Client Service Telephone Number:</b> (999) 999-9999 <b>Web Site:</b> WWW.INVESTDAVENPORT.COM			
Section	Page	Section	Page																															
Asset Classification	1	Activity Summary	14																															
Client Service Information	2	Transactions by Type of Activity	19																															
Asset Summary	2	Cash Not Yet Received	20																															
Portfolio Holdings	12	Your Account Information	20																															
Portfolio Holdings Disclosures	14	Important Information and Disclosures	20																															
<b>Your Financial Advisor:</b> ABC RICHARD REPRESENTATIVE 1234 ANY STREET P.O. BOX 1234 ANYTOWN, WI 12345-6789	<b>Contact Information</b> <b>Telephone Number:</b> (999) 999-9999	<b>Client Service Information</b> <b>Client Service Telephone Number:</b> (999) 999-9999 <b>Web Site:</b> WWW.INVESTDAVENPORT.COM																																
<small>Davenport &amp; Company LLC Member NYSE, FINRA, SIPC One J Street, Suite 1000 Richmond, Virginia 23219</small>		<small>BOOKEND/CSG/0001-50</small>   Clearing through Pershing LLC, a wholly owned subsidiary of The Bank of New York Mellon Corporation (BNY Mellon) Pershing LLC, member FINRA, NYSE, SIPC																																

## 1. Account Information

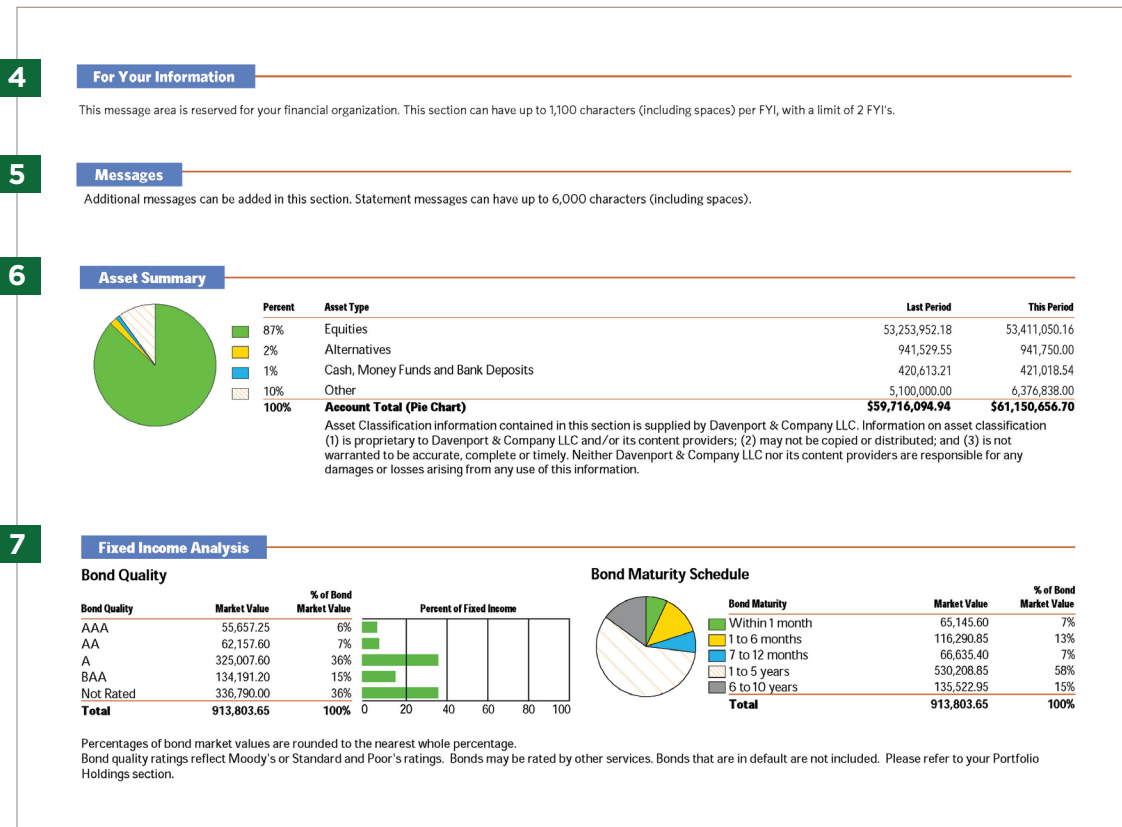
Your name and address appear on the top left. Your account number and the statement period appear on the top right.

## 2. Portfolio at a Glance

The beginning and ending account values for the current statement period and an explanation of the changes in the value of your account. A summary of your account activity including cash deposits, cash withdrawals, dividends and interest, fees and changes in account value are also shown.

## 3. Client Service Information

Your Financial Advisor's name and contact information will appear in this section along with a Client Service number to call if you have any questions about your statement.



## Portfolio Holdings

Date Acquired	Quantity	Unit Cost	Current Cost Basis	Market Price	Market Value	Unrealized Gain/Loss	Estimated Annual Income	Estimated Yield	
EQUITIES 91.00% of Portfolio									
Large Cap									
ALPHABET INC CAP STK CL A			Security Identifier: GOOGL						
Dividend Option: Cash			CUSIP: 02079K305						
			Price Estimated as of: 12/21/20						
Please Provide*	110.000	N/A	Please Provide	1,734.5600	190,801.60	N/A			
Total Large Cap			\$0.00		\$190,801.60	\$0.00			
Mid Cap									
BUNGE LIMITED SHS ISIN#BMG169621056			Security Identifier: BG						
Dividend Option: Cash			CUSIP: G16962105						
			Price Estimated as of: 12/21/20						
Please Provide*	4,724.000	N/A	Please Provide	64.8200	306,209.68	N/A	9,448.00	3.08%	
Total Mid Cap			\$0.00		\$306,209.68	\$0.00	\$9,448.00		
TOTAL EQUITIES			\$0.00		\$497,011.28	\$0.00	\$9,448.00		
Date Acquired	Quantity	Unit Cost	Current Cost Basis	Market Price	Market Value	Unrealized Gain/Loss	Accrued Interest	Estimated Annual Income	Estimated Yield
FIXED INCOME 8.00% of Portfolio									
Taxable Bonds Short-Term									
ALTRIA GROUP INC GTD NOTE 2.850% 08/09/22 B/E DTD 08/09/12			Security Identifier: 02209SAN3						
30/360 GTD PHILIP MORRIS Moody Rating BAA1 S & P Rating BBB+			Price Estimated as of: 02/21/20						
Please Provide*	65,000.000	N/A	Please Provide	103.9320	67,555.80	N/A	730.71	1,852.50	2.74%
			Original Cost Basis: Please Provide						
Total Taxable Bonds Long-Term			\$0.00		\$67,555.80	\$0.00	\$730.71	\$1,852.50	
TOTAL FIXED INCOME			\$0.00		\$67,555.80	\$0.00	\$730.71	\$1,852.50	
Opening Date	Quantity	Account Number	Activity Ending	Opening Balance	Closing Balance	Accrued Income	Income This Year	30-Day Yield	Current Yield
CASH, MONEY FUNDS AND BANK DEPOSITS 1.00% of Portfolio				-110.61	2,185.74				
Cash Balance				-110.61	2,185.74				
TOTAL CASH, MONEY FUNDS AND BANK DEPOSITS				-110.61	2,185.74	\$0.00	\$0.00		
			Current Cost Basis		Market Value	Unrealized Gain/Loss	Accrued Interest	Estimated Annual Income	
Total Portfolio Holdings			\$0.00		\$564,567.08	\$0.00	\$730.71	\$11,300.50	

## 8. Portfolio Holdings

This section includes all settled positions. Tax-lot information is provided for easy tracking of cost basis and gain and loss information. Monthly statements will indicate dates acquired, original cost basis, current price and unrealized gains and losses for all current holdings.

For bonds, the statement reflects both original and adjusted cost basis (adjusted for principal pay-downs and any accretion or amortization on premium or discounted bonds).

9

## Transactions by Type of Activity

Process/ Settlement Date	Trade/ Transaction Date	Activity Type	Description	Quantity	Price	Accrued Interest	Amount	Currency
<b>Securities Bought and Sold</b>								
04/16/20	04/12/20	SOLD XXX	ABC INC COM ALLOCATED ORDER YOUR BROKER ACTED AS AGENT	-5.000	451.0948		2,255.22	USD
04/25/20		REINVEST CASH INCOME XX	AGGRESSIVE GROWTH FUND PURCHD @ \$21.70000 RD 04/17 PD 04/25/20	6.230			-135.18	USD
<b>Total Securities Bought and Sold</b>						<b>\$0.00</b>	<b>\$2,120.04</b>	<b>USD</b>
<b>Dividends and Interest</b>								
04/01/20		CASH DIVIDEND RECEIVED XXX	ABC INC COM RD 03/15 PD 04/01/20				71.55	USD
04/02/20		CASH DIVIDEND RECEIVED XX	490 SHRS INDEX FDS SMALL-CAP ETF RD 03/19 PD 04/02/20				233.53	USD
<b>Total Dividends and Interest</b>						<b>\$0.00</b>	<b>\$305.08</b>	<b>USD</b>
<b>Total Value of Transactions</b>						<b>\$0.00</b>	<b>\$2,425.12</b>	<b>USD</b>

The price and quantity displayed may have been rounded.

10

## Schedule of Realized Gains and Losses Current Period

Description	Date Disposed	Date Acquired	Designation	Disposition Method / Transaction	Quantity	Proceeds	Cost Basis	Realized Gain/Loss
<b>Long Term</b>								
ABC INC	04/15/20	12/14/15	Covered <sup>13</sup>	High Cost / SELL	5.000	1,170.66	802.75	367.91
Security Identifier: 999999999	04/15/20	05/03/16	Covered <sup>13</sup>	High Cost / SELL	5.000	1,170.65	757.96	412.69
Total					10.000	2,341.31	1,560.71	780.60
ABC INC COM	04/15/20	04/27/16	Covered <sup>13</sup>	High Cost / SELL	25.000	2,523.10	1,917.50	605.60
Security Identifier: 999999999	04/15/20	04/28/16	Covered <sup>13</sup>	High Cost / SELL	10.000	1,009.24	764.50	244.74
Total					35.000	3,532.34	2,682.00	850.34
UNITED STATES TREAS	04/15/20	12/28/16	Covered <sup>13</sup>	High Cost / REDEMPTION	35,000.000	35,000.00	34,778.52	221.48
% 03/15/19 B/E DTD 03/15/16				Adjustment: 221.48 Adjustment Type: R				
Security Identifier: 999999999				Original Cost Basis: 34,778.52				
<b>Total Long Term</b>						<b>40,873.65</b>	<b>39,021.23</b>	<b>1,852.42</b>
<b>Total Short and Long Term</b>						<b>40,873.65</b>	<b>39,021.23</b>	<b>1,852.42</b>

## 9. Transactions

All financial transactions since the last statement period are displayed in this section, and will be ordered by type of activity.

## 10. Schedule of Realized Gains and Losses

Information regarding cost basis and realized gains and losses on closed positions (as of the trade date) for the current statement period. Buy transactions, sell transactions, instruments that mature and option expirations are displayed, among other transaction types.

Also, as a result of IRS cost basis reporting requirements, the cost basis method, or tax lot disposition method used, will appear.

11

**Trades Not Settled**

Settlement Date	Trade Date	Activity Type	Description	Quantity	Price	Accrued Interest	Settlement Amount
05/02/20	04/17/20	Buy	ABC BDS 2019 2.000% 01/01/22 B/E DTD 05/02/19 YLD 1.705 TO MAT AVERAGE UNIT PRICE TRANSACTION	100,000.000	100.4640	0.00	-100,767.50
05/01/20	04/29/20	Buy	ABC INC COM SOLICITED ORDER 25% DISCOUNT DISCRETION EXER	200.000	207.2458	0.00	-41,605.06
05/01/20	04/29/20	Buy	ABC MUN INCOME TR II SH BEN INT SOLICITED ORDER 25% DISCOUNT DISCRETION EXER	2,500.000	10.6376	0.00	-27,021.39
05/01/20	04/29/20	Buy	ABC PARCEL SVC INC CL B SOLICITED ORDER 25% DISCOUNT DISCRETION EXER	400.000	104.6928	0.00	-42,185.44
<b>Total Amount of Trades Not Settled</b>							<b>-\$211,579.39</b>

12

**Open Orders**

Date Entered	Buy/Sell	Type of Order	Security	Quantity	Limit Price	Current Price
04/17/20	Sell	Stop	ABC INC COM Security Identifier: XXX	300.000	40.4000	44.7400

Not all open orders may be reflected above. Please verify the current status of these and other open orders with your financial organization or your Investment Professional. Good 'Til Cancel (GTC) and Good 'Til Date (GTD) equity orders are valid for a maximum of 365 calendar days. Orders may be valid for shorter time periods, based on your financial organization's policy. Please contact your Investment Professional for more information.

**Cash Not Yet Received**

Security	Record Date	Payable Date	Quantity Held	Rate	Dividend Option	Amount of Payment
<b>Dividends</b>						
MARATHON PETE CORP COM	11/18/20	12/10/20	12,500.000	0.580000	Cash	7,250.00
<b>Total Cash Not Yet Received</b>						<b>\$7,250.00</b>

Assets shown here are not reflected in your account. This information has been received from sources we believe to be reliable. Pershing does not guarantee the accuracy of the information.

**11. Trades Not Settled**

Pending trades that have not yet settled for your account along with the transaction details for these trades.

**12. Open Orders**

Orders that were not fully executed as of the close of business on the last day of the statement period. Limit and current price, as well as additional information for each security, are shown as of the statement date.

**13. Cash Not Yet Received**

Pending payments for dividends, interest and other cash distributions not yet posted to your account. If you have any corporate action events that have not yet been processed, they will appear in this section.



14

**Retirement Account Transactions**

	Tax Year - 2020		Tax Year - 2019	
	This Period	Year-to-Date	This Period	Year-to-Date
<b>Distributions</b>				
Normal	-200.00	-500.00	0.00	-10,600.00
<b>Total Distributions</b>	<b>-\$200.00</b>	<b>-\$500.00</b>	<b>\$0.00</b>	<b>-\$10,600.00</b>

**NOTE:** The amounts shown in the Year-to-Date columns are aggregate amounts of all transactions conducted for a particular transaction type.

15

**Client Account Beneficiary Information**

Beneficiary Name	Primary/Contingent	Relationship to Account Holder(s)	Allocation Percent
JANE Q PUBLIC	PRIMARY	SPOUSE	100.00
JOE Q PUBLIC	CONTINGENT	SON	100.00

**Disclosures and Other Information:**

The beneficiary information displayed is a summary of information you have provided and should accurately reflect the most recent beneficiary information received. An agreement you executed to designate any beneficiaries displayed controls distribution to such parties. If differences exist between information here, and the signed beneficiary agreement, the agreement will control. Please contact your Financial Consultant to update your beneficiary information if necessary or to review more detailed information concerning your designations.

**14. Retirement Account Transactions**

If you have a retirement account, this section provides information for the current statement period and year-to-date. Specific contribution and distribution transactions are displayed by type.

Total contributions and distributions, as well as federal and state taxes withheld, are displayed for the various retirement account types. For tax reporting requirements, the year-to-date totals are also featured along with the previous tax year's activity.

**15. Client Account Beneficiary Information**

Displays the details of the beneficiaries for the retirement account.

Columns: Name, Primary/Contingent, Relationship to the Account Holder(s), Allocation Percent.

Opening and closing balances, as well as daily money market mutual fund activity presented in date sequence. If you hold more than one money market mutual fund, each fund's activity is listed separately.

16

**Required Minimum Distribution Summary**

Prior Year-end Fair Market Value ("FMV"):	<b>Calculated Amount</b>
Calculation Factor:	\$92,523.41
Participant DOB: 01/1943 Beneficiary DOB: 00/0000	22.0
Beneficiary Relationship: MULTIPLE	
Amount Required to be Withdrawn for 2020:	\$4,205.60
Amount Withdrawn Year to Date:	\$500.00
The Remaining Amount You Are Required to Withdraw for 2020:	\$3,705.60

17

**Your Account Information****INVESTMENT OBJECTIVE**

Investment Objective: INCOME &amp; CAPL/APPREC

Risk Exposure: MODERATE RISK

Please review your investment objective. If you wish to make a change or have any questions please contact your Financial Advisor.

**TAX LOT DEFAULT DISPOSITION METHOD**

Default Method for Mutual Funds: High Cost

Default Method for Stocks in a Dividend Reinvestment Plan: High Cost

Default Method for all Other Securities: High Cost

**BOND AMORTIZATION ELECTIONS**

Amortize premium on taxable bonds based on Constant Yield Method: Yes

Accrual market discount method for all other bond types: Constant Yield Method

Include market discount in income annually: No

**ELECTRONIC DELIVERY**

Your electronic delivery selections for account communications are listed below:

**Electronic Delivery**

Enrollment	Communication
<input checked="" type="checkbox"/>	Statements and Reports
<input checked="" type="checkbox"/>	Trade Confirmations
<input checked="" type="checkbox"/>	Tax Documents
<input checked="" type="checkbox"/>	Notifications
<input checked="" type="checkbox"/>	Prospectus
<input checked="" type="checkbox"/>	Proxy/Shareholder Communications

You have not enrolled any of the above documents for electronic delivery. Please log in to your account or contact your Financial Advisor to make any changes to your electronic delivery preferences.

**PORTFOLIO MANAGER**

Portfolio Manager : DAVENPORT ASSET MANAGEMENT UMA

Portfolio Investment Style: DAM VALUE &amp; INCOME BALANCED

**16. Required Minimum Distribution Summary**

If you are age 72 or older by the end of the calendar year and have a retirement account for which Davenport serves as the custodian, this section will appear. It displays the prior year-end fair market value, the calculation factor, the Internal Revenue Service required minimum distribution amount for the current year, the amount withdrawn year-to-date for the current year and the remaining amount to be withdrawn for the current year.

**17. Your Account Information**

The default tax lots disposition methods for your account. For information about all available methods, or to change your default selections, please consult your Financial Advisor.

You will also find information regarding your e-delivery selections, investment objectives, interested parties that have received a copy of your statement, and any portfolio managers associated with the account.

18

**Money Market Fund Detail**

Date	Activity Type	Description	Amount	Balance
<b>Sweep Money Market Fund</b>				
<b>GENERAL MNY MKT FUND CL B</b>				
Current Yield: 1.63% Activity Ending: 04/30/20				
03/30/20	Opening Balance			
04/01/20	Deposit	MONEY FUND PURCHASE	3,244.95	3,244.95
04/29/20	Deposit	MONEY FUND PURCHASE	2,273.27	5,518.22
04/30/20	Deposit	INCOME REINVEST	23.61	5,541.83
04/30/20			808.30	6,350.13
04/30/20	<b>Closing Balance</b>			<b>\$6,350.13</b>
<b>Total All Money Market Funds</b>				<b>\$6,350.13</b>

19

**Debit Card Activity**

Process Date	Transaction Date	Vendor	Location	Reference Number	Amount
<b>No Assigned Category</b>					
04/07/20	04/06/20	LUXURY CLOTHING CO	YORK NY	12345 999999999999	609.70
04/09/20	04/08/20	ACME SUPERMARKET	STATESVILLE NC	12345 999999999999	418.10
04/14/20	04/13/20	HOME DECOR INC	HUNTERSVILLE NC	12345 999999999999	120.94
04/21/20	04/20/20	NEIGHBORHOOD HARDWARE	BSTATESVILLE E	12345 999999999999	111.38
04/23/20	04/22/20	MEGA STORE	STATESVILLE NC	12345 999999999999	252.87
04/28/20	04/24/20	ONLINE RETAILER	Online.com	999999999999	-40.10
<b>No Assigned Category Total</b>					<b>\$1,472.89</b>
<b>Total Debit Card Activity</b>					<b>\$1,472.89</b>

20

**Checking Activity**

Process Date	Date Written	Check Number	Payee	Amount
<b>No Assigned Category</b>				
04/08/20	04/07/20	5434	NEW YORK JOURNAL	30.00
04/13/20	04/10/20	5435	JOE SMITH	75.00
04/15/20	04/14/20	5439	LAWN CARE INC	94.00
<b>No Assigned Category Total</b>				<b>\$199.00</b>
<b>Utilities</b>				
04/16/20	04/15/20	5437	OIL COMPANY LTD	300.00
<b>Utilities Total</b>				<b>\$300.00</b>
<b>Total Checking Activity</b>				<b>\$499.00</b>

**18. Money Market Fund Detail**

Opening and closing balances, as well as daily money market mutual fund activity presented in date sequence. If you hold more than one money market mutual fund, each fund's activity is listed separately.

**19. Debit Card Activity**

Displays all debit card activity posted during the current statement period, for cash management accounts.

**20. Checking Activity**

Displays all checking activity posted during the current statement period, for cash management accounts.

21

**Securities Financed/Loaned**

Description	Financed Quantity	Collateral Amount
ABC INC COM	1,000.000	19,000.00

Security Identifier: XXX

**Total Securities Financed/Loaned** \$19,000.00

The quantity of the fully paid loaned shares appearing in the Securities Financed or Loaned section of your statement, and also appearing in the Portfolio Holdings section of your statement are not protected by SIPC, are not available for proxy votes, and will have their dividends classified as substitute payments for tax purposes. The cash or securities collateral in exchange for fully paid loaned securities appearing in the Securities Financed section of your statement is protected by SIPC.

22

**Securities Pledged Away**

Description	Pledged Quantity	Pledged Amount
ABC GROUP CAP INC	1,543,000.000	1,280,690.00

SER B 4.659% 10/01/66 B/E

DTD 09/19/06 CALLABLE 06/30/20

Security Identifier: 999999999

**Total Securities Pledged Away** \$1,280,690.00

Securities noted as "pledged" in the Portfolio Holdings section of this statement are not in the possession or control of Pershing and are referenced for informational purposes only.

Any securities noted as pledged have been pledged to a third party at your direction. Pledged securities are not immediately available and may not be pledged to any other party including Pershing. Pledged securities not in the possession or control of Pershing are not protected by SIPC.

23

**Exchange Rate Table**

Currency	USD Equivalent	Currency per USD
SWISS FRANC	0.9816	1.0187
EURO	1.1206	0.8923

Exchange rates are based on interbank exchange rates as of 04/30/2019. Exchange rates can vary.

**Global Cash**

Currency	Closing Balance	Amount in Base Currency USD
SWISS FRANC	2,024.31	1,987.15
EURO	23,178.85	25,974.22
U.S. DOLLARS	262,624.72	262,624.72
<b>Total Global Cash Balance</b>		<b>\$290,586.09</b>

**21. Securities Financed/Loaned**

Displays information on securities that have been financed on margin or loaned out.

**22. Securities Pledged Away**

Displays the description, quantity and amount of securities that are pledged away.

**23. Exchange Rate Table and Global Cash**

This section will only appear if there are non-U.S. dollar securities and/or cash in your account. The Exchange Rate Table shows exchange rates—as of the statement date—for all currencies, or underlying securities, held in an account.

Global Account Cash shows balances—as of the statement date—of all currencies held in the account and the U.S. dollar equivalent.

Annuities					
Quantity	Description	Market Price	Market Value	Total Premium	% Allocation
<b>Variable Annuities</b>					
<b>ABC LIFE INS CO USA</b>					
<b>ABC VENTURE III ANNUITY</b>					
Contract Number: 9999999 Security Identifier: 999999999					
1,970.862	MANAGED VOL GRW PORT	23.4217	46,160.85		32.78%
1,819.106	CAP APPREC VALUE	26.5760	48,344.57		34.33%
2,455.781	LS GROWTH PORTFOLIO	18.8491	46,289.23		32.87%
<b>Total ABC VENTURE III ANNUITY Valuation as of 05/30/19</b>			<b>\$140,794.65</b>	<b>\$80,000.00</b>	
<b>Total of All Variable Annuities</b>			<b>\$140,794.65</b>	<b>\$80,000.00</b>	
Description			Total Value	Total Premium	
<b>Total of All Annuities</b>			<b>\$140,794.65</b>	<b>\$80,000.00</b>	
Pending Annuities					
Transaction Date	Activity Type	Description	Investment Amount	Security Identifier	
<b>XYZ SELECT 5</b>					
04/16/19	1035 EXCHANGE NEW	XYZ SELECT 5	45,184.6600	999999999	
<b>Total XYZ SELECT 5</b>			<b>\$45,184.66</b>		
<b>Total of All Pending Annuities</b>			<b>\$45,184.66</b>		

## 24. Annuities/Pending Annuities

Displays information on annuities linked to the account.