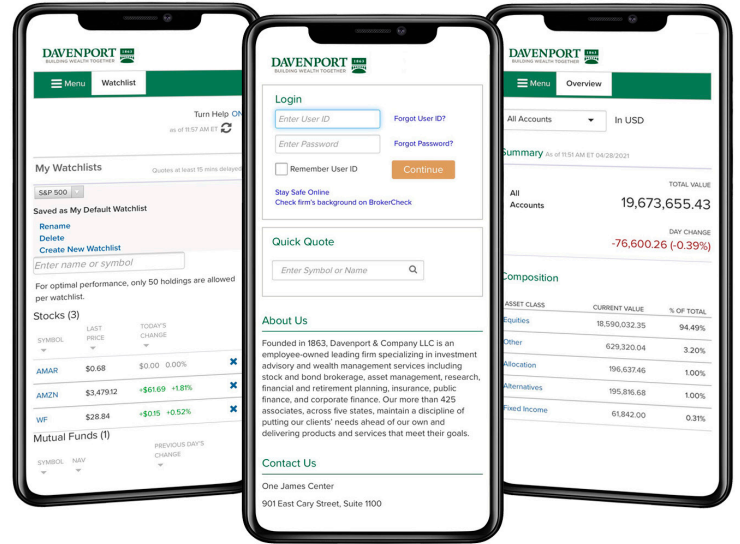


# Davenport Mobile App

ANYTIME, ANYWHERE ACCESS TO YOUR DAVENPORT ACCOUNT\*

On the road, in the office or on a mobile device, you can access your account at your fingertips. The Davenport Mobile App is adaptive to mobile devices, meaning it will recognize your device and accommodate to your screen size, while still offering many of the same features as the desktop application.



## KEY FEATURES INCLUDE:

- Balance detail
- Activity screens
- View transaction history
- Holdings information
- Alerts for trades, price, activity and performance
- Check quotes and news
- Set Watchlists
- Self-service password reset
- Biometric authentication through facial or fingerprint recognition

## EASY TO USE

- Access using fingerprint, facial recognition or existing Davenport Online User ID and password
- Consistent functionality across all devices

## AT YOUR FINGERTIPS

- Anytime, anywhere access
- Provides access to account information, documents, and activity

## UP-TO-DATE

- Live updates on balances and account holdings
- Account aggregation and performance reporting\*
- Stay current on positions, quotes, market indices, order status, etc.

## SELF SERVICE OPTIONS

- Mobile check deposit
- Statements, trade confirmations and other communications

**Download the Davenport Mobile App Today!** Instructions are on reverse.

\* You must have a valid Davenport Online User ID and password to access the Davenport Mobile App. The App does not take the place of Davenport Online and it is not meant to be a full examination of your account. For full access to your account information through Davenport Online, visit [www.investdavenport.com](http://www.investdavenport.com) and click on Client Login.

# Getting Started

The Davenport Mobile App can only be used by clients who are enrolled in Davenport Online. Visit [www.investdavenport.com](http://www.investdavenport.com) and click on “Register” under the orange Client Login button.

## THE DAVENPORT MOBILE APP WORKS ON THE FOLLOWING DEVICES:

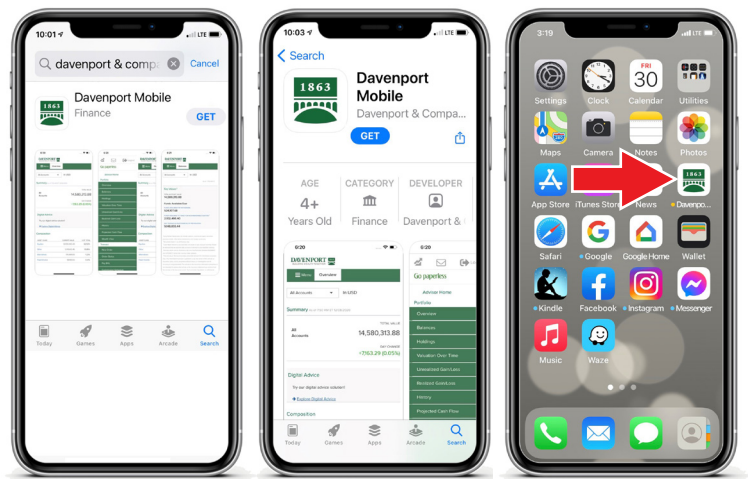
- Apple iOS - Operating System 9.0 or higher
- Android - Operating System 6.x or higher
- Apple Watch

*Please ensure that your device is updated with the most current operating system. If your device is not listed above, it is assumed to be unsupported and you may experience issues with the Davenport Mobile App.*

## INSTALLING THE DAVENPORT MOBILE APPLICATION ON YOUR MOBILE DEVICE

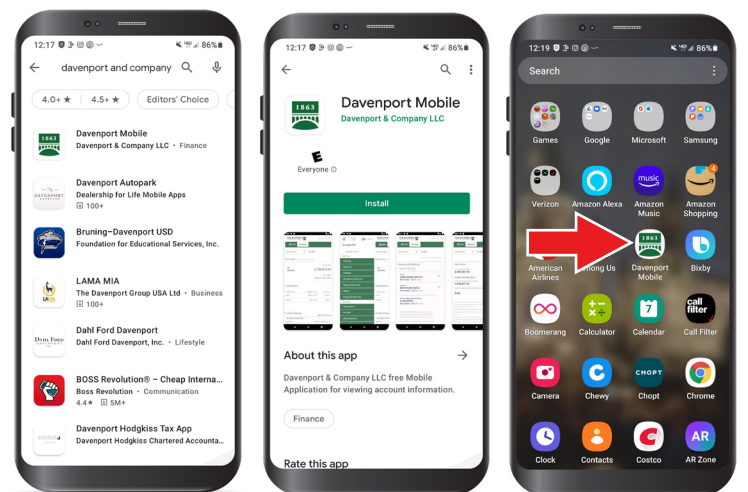
### Apple (iPhone, iPad, Apple Watch)

1. Open the App Store on your device
2. In Search field type in “Davenport & Company”
3. Tap on the “GET” button OR tap on the screenshots to get more information, then tap on “GET” button
4. The App’s Icon will load onto your home screen
5. Tap on the Icon to begin using App
6. Agree to the Terms & Conditions
7. Login with your Davenport Online User ID and password



### Google (Samsung, Android, Nexus)

1. Open the Google Play App
2. In the Search box, type “Davenport & Company”
3. Click the Davenport Mobile link
4. On the detail screen, click the Install button
5. If you are still in the Google Play App, you can open from there OR you can go to your device home screen and click the Davenport Mobile icon to open the App.
6. Agree to the Terms & Conditions
7. Login with your Davenport Online User ID and password



For assistance, contact the Davenport Client Services Support Team at (888) 742-1863.